

THR86

SAP SuccessFactors Compensation Academy

COURSE OUTLINE

Course Version: 2511

Course Duration:

SAP Copyrights, Trademarks and Disclaimers

© 2025 SAP SE or an SAP affiliate company. All rights reserved.

No part of this publication may be reproduced or transmitted in any form or for any purpose without the express permission of SAP SE or an SAP affiliate company.

SAP and other SAP products and services mentioned herein as well as their respective logos are trademarks or registered trademarks of SAP SE (or an SAP affiliate company) in Germany and other countries. Please see <https://www.sap.com/corporate/en/legal/copyright.html> for additional trademark information and notices.

Some software products marketed by SAP SE and its distributors contain proprietary software components of other software vendors.

National product specifications may vary.

These materials may have been machine translated and may contain grammatical errors or inaccuracies.








These materials are provided by SAP SE or an SAP affiliate company for informational purposes only, without representation or warranty of any kind, and SAP SE or its affiliated companies shall not be liable for errors or omissions with respect to the materials. The only warranties for SAP SE or SAP affiliate company products and services are those that are set forth in the express warranty statements accompanying such products and services, if any. Nothing herein should be construed as constituting an additional warranty.

In particular, SAP SE or its affiliated companies have no obligation to pursue any course of business outlined in this document or any related presentation, or to develop or release any functionality mentioned therein. This document, or any related presentation, and SAP SE's or its affiliated companies' strategy and possible future developments, products, and/or platform directions and functionality are all subject to change and may be changed by SAP SE or its affiliated companies at any time for any reason without notice. The information in this document is not a commitment, promise, or legal obligation to deliver any material, code, or functionality. All forward-looking statements are subject to various risks and uncertainties that could cause actual results to differ materially from expectations. Readers are cautioned not to place undue reliance on these forward-looking statements, which speak only as of their dates, and they should not be relied upon in making purchasing decisions.

Typographic Conventions

American English is the standard used in this handbook.

The following typographic conventions are also used.

This information is displayed in the instructor's presentation	
Demonstration	
Procedure	
Warning or Caution	
Hint	
Related or Additional Information	
Facilitated Discussion	
User interface control	<i>Example text</i>
Window title	<i>Example text</i>

Contents

vii **Course Overview**

1 Unit 1: Facilitating the Kickoff of an SAP SuccessFactors Compensation Implementation

- 1 Lesson: Getting Started with SAP SuccessFactors Compensation and Preparing for an Implementation
- 1 Lesson: Granting administrator permissions
- 1 Lesson: Linking the DTD to the Compensation XML Plan

3 Unit 2: Integrating Data into SAP SuccessFactors Compensation

- 3 Lesson: Importing Data into SAP SuccessFactors Compensation
- 3 Lesson: Identifying group functionality.

5 Unit 3: Creating a Compensation Plan and Worksheets

- 5 Lesson: Creating and Configuring Compensation Plans and Route Maps
- 5 Lesson: Integrating a Compensation template with SAP SuccessFactors Employee Central.
- 5 Lesson: Modifying a Compensation Plan
- 5 Lesson: Using the Salary Sheet
- 5 Lesson: Using the Stock Sheet
- 5 Lesson: Creating a Worksheet

7 Unit 4: Developing Budgets, Eligibility Rules, and Guidelines for Compensation Plans

- 7 Lesson: Developing Budgets for the Compensation Plan
- 7 Lesson: Defining Eligibility Rules for the Compensation Plan
- 7 Lesson: Defining and Creating Guidelines for the Compensation Plan
- 7 Lesson: Adding a Rating Source to a Compensation plan.

9 Unit 5: Publishing Compensation Data to SAP SuccessFactors Employee Central

- 9 Lesson: Publishing Data to SAP SuccessFactors Employee Central
- 9 Lesson: Setting up Employee Central Promotion

11 Unit 6: Generating Reports and Statements

- 11 Lesson: Generating Reports in SAP SuccessFactors Compensation
- 11 Lesson: Enabling and Using Additional Functionality in Reports.
- 11 Lesson: Generating Compensation Statements

13 Unit 7: Succeeding as a Consultant

13 Lesson: Locating Relevant Resources and Tools

Course Overview

TARGET AUDIENCE

This course is intended for the following audiences:

- Application Consultant

Lesson 1: Getting Started with SAP SuccessFactors Compensation and Preparing for an Implementation

Lesson Objectives

After completing this lesson, you will be able to:

- Summarize the functionality of SAP SuccessFactors Compensation and Locate appropriate resources.

Lesson 2: Granting administrator permissions

Lesson Objectives

After completing this lesson, you will be able to:

- Grant permissions to administrators.

Lesson 3: Linking the DTD to the Compensation XML Plan

Lesson Objectives

After completing this lesson, you will be able to:

- Validate a Compensation XML plan with the DTD.

Lesson 1: Importing Data into SAP SuccessFactors Compensation

Lesson Objectives

After completing this lesson, you will be able to:

- Create compensation tables.

Lesson 2: Identifying group functionality.

Lesson Objectives

After completing this lesson, you will be able to:

- Identify grouping functionality.

Lesson 1: Creating and Configuring Compensation Plans and Route Maps

Lesson Objectives

After completing this lesson, you will be able to:

- Maintain Compensation Plans and Route Maps

Lesson 2: Integrating a Compensation template with SAP SuccessFactors Employee Central.

Lesson Objectives

After completing this lesson, you will be able to:

- Integrate a Compensation template with SAP SuccessFactors Employee Central.

Lesson 3: Modifying a Compensation Plan

Lesson Objectives

After completing this lesson, you will be able to:

- Manage a Compensation plan with Design Worksheet and also custom formulas and validations.

Lesson 4: Using the Salary Sheet

Lesson Objectives

After completing this lesson, you will be able to:

- Manage the Salary Sheet and Job Selector.

Lesson 5: Using the Stock Sheet

Lesson Objectives

After completing this lesson, you will be able to:

- Recommend available incentive programs to individual employees.

Lesson 6: Creating a Worksheet

Lesson Objectives

After completing this lesson, you will be able to:

- Maintain the Check Tool and Worksheets.

Lesson 1: Developing Budgets for the Compensation Plan

Lesson Objectives

After completing this lesson, you will be able to:

- Design a Budget.

Lesson 2: Defining Eligibility Rules for the Compensation Plan

Lesson Objectives

After completing this lesson, you will be able to:

- Configure Eligibility Rules.

Lesson 3: Defining and Creating Guidelines for the Compensation Plan

Lesson Objectives

After completing this lesson, you will be able to:

- Create Guidelines for a Compensation plan.

Lesson 4: Adding a Rating Source to a Compensation plan.

Lesson Objectives

After completing this lesson, you will be able to:

- Add a rating source to a Compensation plan.

Lesson 1: Publishing Data to SAP SuccessFactors Employee Central

Lesson Objectives

After completing this lesson, you will be able to:

- Publish data to Employee Central.

Lesson 2: Setting up Employee Central Promotion

Lesson Objectives

After completing this lesson, you will be able to:

- Set up Employee Central Promotion.

Lesson 1: Generating Reports in SAP SuccessFactors Compensation

Lesson Objectives

After completing this lesson, you will be able to:

- Run Standard, Rollup, Aggregate, and Ad-Hoc reports.

Lesson 2: Enabling and Using Additional Functionality in Reports.

Lesson Objectives

After completing this lesson, you will be able to:

- Enable YouCalc, Trend Analysis with Executive Review, and Audit Tool Reports.

Lesson 3: Generating Compensation Statements

Lesson Objectives

After completing this lesson, you will be able to:

- Maintain Standard, Custom, and Reward Statements and Compensation Statements.

Lesson 1: Locating Relevant Resources and Tools

Lesson Objectives

After completing this lesson, you will be able to:

- Access available resources and tools to support SAP SuccessFactors solutions.