

BR245

SAP Convergent Invoicing

COURSE OUTLINE

Course Version: 2511

Course Duration:

SAP Copyrights, Trademarks and Disclaimers

© 2026 SAP SE or an SAP affiliate company. All rights reserved.

No part of this publication may be reproduced or transmitted in any form or for any purpose without the express permission of SAP SE or an SAP affiliate company.

SAP and other SAP products and services mentioned herein as well as their respective logos are trademarks or registered trademarks of SAP SE (or an SAP affiliate company) in Germany and other countries. Please see <https://www.sap.com/corporate/en/legal/copyright.html> for additional trademark information and notices.

Some software products marketed by SAP SE and its distributors contain proprietary software components of other software vendors.

National product specifications may vary.

These materials may have been machine translated and may contain grammatical errors or inaccuracies.








These materials are provided by SAP SE or an SAP affiliate company for informational purposes only, without representation or warranty of any kind, and SAP SE or its affiliated companies shall not be liable for errors or omissions with respect to the materials. The only warranties for SAP SE or SAP affiliate company products and services are those that are set forth in the express warranty statements accompanying such products and services, if any. Nothing herein should be construed as constituting an additional warranty.

In particular, SAP SE or its affiliated companies have no obligation to pursue any course of business outlined in this document or any related presentation, or to develop or release any functionality mentioned therein. This document, or any related presentation, and SAP SE's or its affiliated companies' strategy and possible future developments, products, and/or platform directions and functionality are all subject to change and may be changed by SAP SE or its affiliated companies at any time for any reason without notice. The information in this document is not a commitment, promise, or legal obligation to deliver any material, code, or functionality. All forward-looking statements are subject to various risks and uncertainties that could cause actual results to differ materially from expectations. Readers are cautioned not to place undue reliance on these forward-looking statements, which speak only as of their dates, and they should not be relied upon in making purchasing decisions.

Typographic Conventions

American English is the standard used in this handbook.

The following typographic conventions are also used.

This information is displayed in the instructor's presentation	
Demonstration	
Procedure	
Warning or Caution	
Hint	
Related or Additional Information	
Facilitated Discussion	
User interface control	<i>Example text</i>
Window title	<i>Example text</i>

Contents

vii Course Overview

1 Unit 1: Introducing Billing for High Volume Industries

- 1 Lesson: Introducing Billing for High Volume Industries
- 1 Lesson: Describing SAP Billing and Revenue Innovation Management
- 1 Lesson: Describing the Architecture of SAP Convergent Invoicing

3 Unit 2: Using Master Data/FI-CA Basics

- 3 Lesson: Explaining the Business Partner Concept for Convergent Invoicing
- 3 Lesson: Describing Contract Accounts for Convergent Invoicing
- 3 Lesson: Posting Open Items in FI-CA and FI-GL Integration
- 3 Lesson: Using Event Technology

5 Unit 3: Performing Billable Items Management

- 5 Lesson: Explaining the Billable Item Management
- 5 Lesson: Performing Billable Item Management
- 5 Lesson: Creating and Monitoring Billable Items

7 Unit 4: Describing the Billing Process

- 7 Lesson: Describing Concepts of Billing in Contract Accounts Receivable and Payable
- 7 Lesson: Explaining the Billing Process Execution
- 7 Lesson: Scheduling in Billing and Invoicing
- 7 Lesson: Performing Billing Process Configuration for Selection, Grouping, and Aggregation

9 Unit 5: Performing the Invoicing Process

- 9 Lesson: Explaining Invoicing and Execution in an Overview
- 9 Lesson: Performing the Invoicing Process Configuration
- 9 Lesson: Describing Invoicing Reversal and Billing Reversal

11 Unit 6: Using Invoice Functions

- 11 Lesson: Describing Invoicing Functions
- 11 Lesson: Explaining Clarification in Invoicing

13 Unit 7: Using Billing Plans, and Debit-Credit Memos

- 13 Lesson: Describing the Billing Plan
- 13 Lesson: Using the Billing Request for Correction

15	Unit 8:	Describing Dependent Items
15		Lesson: Describing Dependent Items
17	Unit 9:	Performing Invoice Printing
17		Lesson: Using Invoice Printing
19	Unit 10:	Integrating SD Invoice into Convergent Invoicing
19		Lesson: Explaining SD Billing
21	Unit 11:	Performing Convergent Invoicing Triggered Rating
21		Lesson: Describing the Convergent Invoicing Triggered Rating
21		Lesson: Explaining Consumption Items in Convergent Invoicing
21		Lesson: Performing Convergent Invoicing Triggered Rating
21		Lesson: Explaining Convergent Invoicing Triggered Re-Rating
21		Lesson: Customizing of Data Storage and Rating in CI
23	Unit 12:	Describing Partner Settlement and Shared Revenue
23		Lesson: Explaining the Revenue Sharing & Partner Settlement Process
23		Lesson: Describing the Revenue Sharing & Partner Settlement Customizing
25	Unit 13:	Describing the Master Agreement and Complex Discounting
25		Lesson: Describing the Master Agreement in an Overview
25		Lesson: Explaining Invoice Agreements and Invoice List Agreements
25		Lesson: Performing Complex Discounting
27	Unit 14:	Integrating SAP Revenue Accounting and Reporting With SAP Billing and Revenue Innovation Management
27		Lesson: SAP BRIM and SAP Revenue Accounting and Reporting (SAP RAR) Overview
27		Lesson: Integrating SAP Billing and Revenue Innovation Management and SAP Revenue Accounting and Reporting
29	Unit 15:	Describing SAP Fiori
29		Lesson: Describing SAP Fiori
31	Unit 16:	Describing Mass Transactions
31		Lesson: Describing Mass Activities

Course Overview

TARGET AUDIENCE

This course is intended for the following audiences:

- Application Consultant
- Business Process Owner/Team Lead/Power User
- Solution Architect

Lesson 1: Introducing Billing for High Volume Industries

Lesson Objectives

After completing this lesson, you will be able to:

- Explain the consume-to-cash process.
- Discover the business motivation behind SAP Convergent Invoicing.
- Provide an example of the consume-to-cash process.
- Define a billable item.

Lesson 2: Describing SAP Billing and Revenue Innovation Management

Lesson Objectives

After completing this lesson, you will be able to:

- Explain convergent charging for SAP Billing and Revenue Innovation Management (SAP BRIM).
- Summarize subscription and consumption change economy.
- Provide industry examples.
- Describe convergent charging for Billing and Revenue Innovation.

Lesson 3: Describing the Architecture of SAP Convergent Invoicing

Lesson Objectives

After completing this lesson, you will be able to:

- Describe the architecture of SAP Convergent Invoicing.
- Explain the architecture of billing and invoicing in an SAP context.

Lesson 1: Explaining the Business Partner Concept for Convergent Invoicing

Lesson Objectives

After completing this lesson, you will be able to:

- Business Partner Concept for Convergent Invoicing.
- Describe the relevant roles and master data.

Lesson 2: Describing Contract Accounts for Convergent Invoicing

Lesson Objectives

After completing this lesson, you will be able to:

- Create a contract account.
- Understand which fields are important to understand the process at a later stage.

Lesson 3: Posting Open Items in FI-CA and FI-GL Integration

Lesson Objectives

After completing this lesson, you will be able to:

- Understand the lifecycle of a FI-CA document.
- Explain the FI-CA document structure.

Lesson 4: Using Event Technology

Lesson Objectives

After completing this lesson, you will be able to:

- Use event management to integrate customer-specific requirements into the SAP system without modifying SAP programs.

Lesson 1: Explaining the Billable Item Management

Lesson Objectives

After completing this lesson, you will be able to:

- Understand the prerequisites of the billing process.

Lesson 2: Performing Billable Item Management

Lesson Objectives

After completing this lesson, you will be able to:

- Explain the billable item management.
- Understand the definition of a billable item class.

Lesson 3: Creating and Monitoring Billable Items

Lesson Objectives

After completing this lesson, you will be able to:

- Create and monitor billable items.
- Generate billable items for test purposes.
- Display billable items in preparation for executing the billing process.

Lesson 1: Describing Concepts of Billing in Contract Accounts Receivable and Payable

Lesson Objectives

After completing this lesson, you will be able to:

- Understand the billing process and billing subprocess.
- Identify the key elements of billable items, such as the source transaction code and billable item type.

Lesson 2: Explaining the Billing Process Execution

Lesson Objectives

After completing this lesson, you will be able to:

- Understand the execution of the billing process.

Lesson 3: Scheduling in Billing and Invoicing

Lesson Objectives

After completing this lesson, you will be able to:

- Understand scheduling for billing and invoicing processes.

Lesson 4: Performing Billing Process Configuration for Selection, Grouping, and Aggregation

Lesson Objectives

After completing this lesson, you will be able to:

- Understand the configuration of the billing process.

Lesson 1: Explaining Invoicing and Execution in an Overview

Lesson Objectives

After completing this lesson, you will be able to:

- Describe the general structure of the invoicing process in FI-CA.
- Prepare and execute the invoicing process.

Lesson 2: Performing the Invoicing Process Configuration

Lesson Objectives

After completing this lesson, you will be able to:

- Explain the invoicing process.
- Understand the customizing of the invoicing process.
- Explain the invoicing document.

Lesson 3: Describing Invoicing Reversal and Billing Reversal

Lesson Objectives

After completing this lesson, you will be able to:

- Understand reversal of invoicing documents.
- Understand reversal of billing documents.

Lesson 1: Describing Invoicing Functions

Lesson Objectives

After completing this lesson, you will be able to:

- Define discounts and charges in invoicing.
- Understand collective invoicing.
- Understand the creation of invoice lists.
- Explain how to activate open items in invoicing.
- Explain the ad-hoc invoice function.
- Understand use of deferred revenue.
- Use the payment card function in invoicing.

Lesson 2: Explaining Clarification in Invoicing

Lesson Objectives

After completing this lesson, you will be able to:

- Understand validation and clarification in billing and invoicing.
- Explain the Preliminary Invoice process steps.

Lesson 1: Describing the Billing Plan

Lesson Objectives

After completing this lesson, you will be able to:

- Convergent Invoicing functionality for Billing Plans.
- Understand process steps in use of Billing Plans for Billable Items Creation.
- Understand how to customize Billing Plans.

Lesson 2: Using the Billing Request for Correction

Lesson Objectives

After completing this lesson, you will be able to:

- Understand Convergent Invoicing functionality for Credit Memos or Debit Memos.
- Understand process steps in use of Billing Request for Correction.
- Understand how to customize Billing Request for Correction.

Lesson 1: Describing Dependent Items

Lesson Objectives

After completing this lesson, you will be able to:

- Explain the dependent item object.
- Understand customizing dependent items.

Lesson 1: Using Invoice Printing

Lesson Objectives

After completing this lesson, you will be able to:

- Understand the Invoice printing process.
- Understand the customizing steps for invoice printing.

Lesson 1: Explaining SD Billing

Lesson Objectives

After completing this lesson, you will be able to:

- Describe basic processes in sales and distribution billing.
- Understand document integration between SD and Convergent Invoicing.

Lesson 1: Describing the Convergent Invoicing Triggered Rating

Lesson Objectives

After completing this lesson, you will be able to:

- Understand Convergent Invoicing triggered rating in the consume-to-cash process.
- Understand the new master data object Provider Contract.

Lesson 2: Explaining Consumption Items in Convergent Invoicing

Lesson Objectives

After completing this lesson, you will be able to:

- Understand the Consumption Item (CIT) object in Convergent Invoicing.

Lesson 3: Performing Convergent Invoicing Triggered Rating

Lesson Objectives

After completing this lesson, you will be able to:

- Understand process steps in convergent invoicing triggered rating.
- Execute Rating Process for Consumption Items that belong to your master data.

Lesson 4: Explaining Convergent Invoicing Triggered Re-Rating

Lesson Objectives

After completing this lesson, you will be able to:

- Understand Rerating process steps in an integrated scenario with Convergent Charging.

Lesson 5: Customizing of Data Storage and Rating in CI

Lesson Objectives

After completing this lesson, you will be able to:

- Understand how to create consumption item classes.

Lesson 1: Explaining the Revenue Sharing & Partner Settlement Process

Lesson Objectives

After completing this lesson, you will be able to:

- Understand Convergent Invoicing functionality for Revenue Sharing & Partner Settlement.
- Understand Process steps in Revenue Sharing and Partner Settlement.
- Understand Partner Agreement with Invoicing Rule.
- Control dependence of Customer Payment with Shared Revenue Payouts.

Lesson 2: Describing the Revenue Sharing & Partner Settlement Customizing

Lesson Objectives

After completing this lesson, you will be able to:

- Understand activation of interfaces in consumption item and billable item classes.
- Understand the customizing of Partner Settlement Rules.
- Understand the Customizing of the Partner CIT creation.
- Understand Customizing in FI-CA for Adjustments.

Lesson 1: Describing the Master Agreement in an Overview

Lesson Objectives

After completing this lesson, you will be able to:

- Understand the master data object Master Agreement.
- Explain how agreement types can enhance a Master Agreement.

Lesson 2: Explaining Invoice Agreements and Invoice List Agreements

Lesson Objectives

After completing this lesson, you will be able to:

- Understand the Invoice and Invoice List Agreement.
- Understand Filter Technologies used in agreements.

Lesson 3: Performing Complex Discounting

Lesson Objectives

After completing this lesson, you will be able to:

- Understand complex discounting in master agreement.

Lesson 1: SAP BRIM and SAP Revenue Accounting and Reporting (SAP RAR) Overview

Lesson Objectives

After completing this lesson, you will be able to:

- Understand business processes for revenue accounting and reporting
- Understand the legal requirement for using FI-RA
- Understand how revenue accounting and reporting is integrated in the SAP BRIM system landscape

Lesson 2: Integrating SAP Billing and Revenue Innovation Management and SAP Revenue Accounting and Reporting

Lesson Objectives

After completing this lesson, you will be able to:

- Understand the most important configuration steps in customizing.
- Understand how Convergent Invoicing is integrated with SAP Revenue Accounting and Reporting.

Lesson 1: Describing SAP Fiori

Lesson Objectives

After completing this lesson, you will be able to:

- Explain SAP Fiori Application and Tools.

Lesson 1: Describing Mass Activities

Lesson Objectives

After completing this lesson, you will be able to:

- Understand Convergent Invoicing use of Mass Activities.
- Understand process steps in use of Mass Activities.
- Understand how to monitor Mass Activities.