

S48800

Exploring Business Processes for Supply Chain Execution in SAP S/4HANA Cloud Private Edition

COURSE OUTLINE

Course Version: 26
Course Duration:

SAP Copyrights, Trademarks and Disclaimers

© 2024 SAP SE or an SAP affiliate company. All rights reserved.

No part of this publication may be reproduced or transmitted in any form or for any purpose without the express permission of SAP SE or an SAP affiliate company.

SAP and other SAP products and services mentioned herein as well as their respective logos are trademarks or registered trademarks of SAP SE (or an SAP affiliate company) in Germany and other countries. Please see <https://www.sap.com/corporate/en/legal/copyright.html> for additional trademark information and notices.

Some software products marketed by SAP SE and its distributors contain proprietary software components of other software vendors.

National product specifications may vary.

These materials may have been machine translated and may contain grammatical errors or inaccuracies.








These materials are provided by SAP SE or an SAP affiliate company for informational purposes only, without representation or warranty of any kind, and SAP SE or its affiliated companies shall not be liable for errors or omissions with respect to the materials. The only warranties for SAP SE or SAP affiliate company products and services are those that are set forth in the express warranty statements accompanying such products and services, if any. Nothing herein should be construed as constituting an additional warranty.

In particular, SAP SE or its affiliated companies have no obligation to pursue any course of business outlined in this document or any related presentation, or to develop or release any functionality mentioned therein. This document, or any related presentation, and SAP SE's or its affiliated companies' strategy and possible future developments, products, and/or platform directions and functionality are all subject to change and may be changed by SAP SE or its affiliated companies at any time for any reason without notice. The information in this document is not a commitment, promise, or legal obligation to deliver any material, code, or functionality. All forward-looking statements are subject to various risks and uncertainties that could cause actual results to differ materially from expectations. Readers are cautioned not to place undue reliance on these forward-looking statements, which speak only as of their dates, and they should not be relied upon in making purchasing decisions.

Typographic Conventions

American English is the standard used in this handbook.

The following typographic conventions are also used.

This information is displayed in the instructor's presentation	
Demonstration	
Procedure	
Warning or Caution	
Hint	
Related or Additional Information	
Facilitated Discussion	
User interface control	<i>Example text</i>
Window title	<i>Example text</i>

Contents

vii **Course Overview**

1 Unit 1: Introducing Supply Chain Execution in SAP S/4HANA

- 1 Lesson: Positioning SAP S/4HANA
- 1 Lesson: Positioning Warehouse Management
- 1 Lesson: Positioning Transportation Management

3 Unit 2: Working with Structure Elements

- 3 Lesson: Identifying Organizational Units for Supply Chain Execution
- 3 Lesson: Creating Storage Bins and Displaying Quants
- 3 Lesson: Maintaining Materials and Business Partners

5 Unit 3: Processing a Goods Receipt

- 5 Lesson: Posting Goods Receipts for Purchase Orders
- 5 Lesson: Packing During Goods Receipt
- 5 Lesson: Creating Warehouse Tasks for Putaway
- 5 Lesson: Processing Warehouse Orders in EWM
- 5 Lesson: Creating Inbound Deliveries in SAP EWM Directly

7 Unit 4: Processing a Goods Issue

- 7 Lesson: Posting the Goods Issue for a Sales Order
- 7 Lesson: Picking Materials for Outbound Deliveries
- 7 Lesson: Performing Value-Added Services (VAS)
- 7 Lesson: Monitoring the Warehouse
- 7 Lesson: Posting a Goods Issue
- 8 Lesson: Processing Using SAP Fiori Apps

9 Unit 5: Executing Transportation Management

- 9 Lesson: Planning Transportation
- 9 Lesson: Executing Transportation

Course Overview

TARGET AUDIENCE

This course is intended for the following audiences:

- Project Manager
- Project Stakeholder
- Application Consultant
- Support Consultant
- Super / Key / Power User
- Business Process Owner/Team Lead/Power User
- Enterprise Architect

Lesson 1: Positioning SAP S/4HANA

Lesson Objectives

After completing this lesson, you will be able to:

- Position SAP S/4HANA
- Explain Supply Chain Management with SAP S/4HANA Cloud Private Edition

Lesson 2: Positioning Warehouse Management

Lesson Objectives

After completing this lesson, you will be able to:

- Differentiate between available warehouse management solutions

Lesson 3: Positioning Transportation Management

Lesson Objectives

After completing this lesson, you will be able to:

- Identify SAP Transportation Management solutions

Lesson 1: Identifying Organizational Units for Supply Chain Execution

Lesson Objectives

After completing this lesson, you will be able to:

- Describe the organizational units for supply chain execution

Lesson 2: Creating Storage Bins and Displaying Quants

Lesson Objectives

After completing this lesson, you will be able to:

- Create storage bins
- Display quants

Lesson 3: Maintaining Materials and Business Partners

Lesson Objectives

After completing this lesson, you will be able to:

- Create a warehouse product
- Maintain shipping-relevant data in a business partner master record

Lesson 1: Posting Goods Receipts for Purchase Orders

Lesson Objectives

After completing this lesson, you will be able to:

- Create a purchase order
- Create an inbound delivery

Lesson 2: Packing During Goods Receipt

Lesson Objectives

After completing this lesson, you will be able to:

- Pack materials during goods receipt

Lesson 3: Creating Warehouse Tasks for Putaway

Lesson Objectives

After completing this lesson, you will be able to:

- Create warehouse tasks for inbound deliveries

Lesson 4: Processing Warehouse Orders in EWM

Lesson Objectives

After completing this lesson, you will be able to:

- Process warehouse orders with resources
- Work with a mobile device
- Execute quality management processes

Lesson 5: Creating Inbound Deliveries in SAP EWM Directly

Lesson Objectives

After completing this lesson, you will be able to:

- Create inbound deliveries in SAP EWM

Lesson 1: Posting the Goods Issue for a Sales Order

Lesson Objectives

After completing this lesson, you will be able to:

- Describe shipping-relevant functions during sales order creation
- Create outbound deliveries

Lesson 2: Picking Materials for Outbound Deliveries

Lesson Objectives

After completing this lesson, you will be able to:

- Work with waves
- Create pick handling units
- Work with exceptions

Lesson 3: Performing Value-Added Services (VAS)

Lesson Objectives

After completing this lesson, you will be able to:

- Perform a value-added service

Lesson 4: Monitoring the Warehouse

Lesson Objectives

After completing this lesson, you will be able to:

- Work with the warehouse management monitor

Lesson 5: Posting a Goods Issue

Lesson Objectives

After completing this lesson, you will be able to:

- Post a goods issue

Lesson 6: Processing Using SAP Fiori Apps

Lesson Objectives

After completing this lesson, you will be able to:

- Process an outbound process using SAP Fiori apps

Lesson 1: Planning Transportation

Lesson Objectives

After completing this lesson, you will be able to:

- Understand the transportation planning process
- Create transportation requirements
- Plan transportation
- Perform carrier selection

Lesson 2: Executing Transportation

Lesson Objectives

After completing this lesson, you will be able to:

- Describe the integration of SAP Transportation Management and SAP Extended Warehouse Management
- Use the yard