

TS452

Sourcing and Procurement in SAP S/4HANA - Academy Part II 1/2

Course Version: 23
Course Duration: 10 Day(s)
Material Number: 50162354

SAP Copyrights, Trademarks and Disclaimers

© 2023 SAP SE or an SAP affiliate company. All rights reserved.

No part of this publication may be reproduced or transmitted in any form or for any purpose without the express permission of SAP SE or an SAP affiliate company.

SAP and other SAP products and services mentioned herein as well as their respective logos are trademarks or registered trademarks of SAP SE (or an SAP affiliate company) in Germany and other countries. Please see <https://www.sap.com/corporate/en/legal/copyright.html> for additional trademark information and notices.

Some software products marketed by SAP SE and its distributors contain proprietary software components of other software vendors.

National product specifications may vary.

These materials may have been machine translated and may contain grammatical errors or inaccuracies.








These materials are provided by SAP SE or an SAP affiliate company for informational purposes only, without representation or warranty of any kind, and SAP SE or its affiliated companies shall not be liable for errors or omissions with respect to the materials. The only warranties for SAP SE or SAP affiliate company products and services are those that are set forth in the express warranty statements accompanying such products and services, if any. Nothing herein should be construed as constituting an additional warranty.

In particular, SAP SE or its affiliated companies have no obligation to pursue any course of business outlined in this document or any related presentation, or to develop or release any functionality mentioned therein. This document, or any related presentation, and SAP SE's or its affiliated companies' strategy and possible future developments, products, and/or platform directions and functionality are all subject to change and may be changed by SAP SE or its affiliated companies at any time for any reason without notice. The information in this document is not a commitment, promise, or legal obligation to deliver any material, code, or functionality. All forward-looking statements are subject to various risks and uncertainties that could cause actual results to differ materially from expectations. Readers are cautioned not to place undue reliance on these forward-looking statements, which speak only as of their dates, and they should not be relied upon in making purchasing decisions.

Typographic Conventions

American English is the standard used in this handbook.

The following typographic conventions are also used.

This information is displayed in the instructor's presentation	
Demonstration	
Procedure	
Warning or Caution	
Hint	
Related or Additional Information	
Facilitated Discussion	
User interface control	<i>Example text</i>
Window title	<i>Example text</i>

Contents

vii **Course Overview**

1 Unit 1: Introduction to Inventory Management

- 3 Lesson: Defining Inventory Management and Physical Inventory
- 9 Lesson: Moving Goods with the Post Goods Movement App

25 Unit 2: Goods Receipts (GRs)

- 27 Lesson: Posting a Goods Receipt Without Reference
- 33 Lesson: Posting a Goods Receipt with Reference
- 43 Lesson: Posting a GR with Automatic Generation of a PO
- 47 Lesson: Posting Cancellations, Return Deliveries, and Returns
- 55 Lesson: Applying Order Price Unit in Inventory Management
- 57 Lesson: Applying Tolerances and the Delivery Completed Indicator
- 63 Lesson: Setting Up Date Checks to Goods Receipt for Purchase Order

81 Unit 3: Stock Transfers and Transfer Postings

- 83 Lesson: Performing Transfer Postings
- 89 Lesson: Performing Stock Transfers Between Storage Locations
- 93 Lesson: Performing Stock Transfers Between Plants

105 Unit 4: Reservations

- 107 Lesson: Creating Manual Reservations
- 115 Lesson: Evaluating Reservations

127 Unit 5: Goods Issues (GIs)

- 129 Lesson: Posting Unplanned Goods Issues
- 135 Lesson: Posting a Goods Issue with Reference
- 139 Lesson: Configuring Stock Determination

149 Unit 6: Special Procurement Processes

- 151 Lesson: Performing the Process of Vendor Consignment
- 159 Lesson: Performing the Process of Subcontracting

171 Unit 7: Physical Inventory

- 173 Lesson: Conducting Physical Inventory
- 185 Lesson: Simplifying Physical Inventory

203 Unit 8: Analyses for Inventory Management

205	Lesson: Using Analytical Apps for Inventory Management
213	Lesson: Using Classic Stock Lists and Document Lists
219	Lesson: Applying Periodic Processing

227 Unit 9: Further Customizing for Inventory Management

229	Lesson: Implementing Settings for Documents
233	Lesson: Setting Up Movement Types
237	Lesson: Applying Other Customizing Settings

247 Unit 10: Customizing for Supplier Master Data

249	Lesson: Defining Settings for Business Partners
-----	---

Course Overview

TARGET AUDIENCE

This course is intended for the following audiences:

- Application Consultant
- Project Stakeholder
- Super / Key / Power User

TS452

Sourcing and Procurement in SAP S/4HANA - Academy Part II 2/2

Course Version: 23
Course Duration: 10 Day(s)
Material Number: 50162354

SAP Copyrights, Trademarks and Disclaimers

© 2023 SAP SE or an SAP affiliate company. All rights reserved.

No part of this publication may be reproduced or transmitted in any form or for any purpose without the express permission of SAP SE or an SAP affiliate company.

SAP and other SAP products and services mentioned herein as well as their respective logos are trademarks or registered trademarks of SAP SE (or an SAP affiliate company) in Germany and other countries. Please see <https://www.sap.com/corporate/en/legal/copyright.html> for additional trademark information and notices.

Some software products marketed by SAP SE and its distributors contain proprietary software components of other software vendors.

National product specifications may vary.

These materials may have been machine translated and may contain grammatical errors or inaccuracies.








These materials are provided by SAP SE or an SAP affiliate company for informational purposes only, without representation or warranty of any kind, and SAP SE or its affiliated companies shall not be liable for errors or omissions with respect to the materials. The only warranties for SAP SE or SAP affiliate company products and services are those that are set forth in the express warranty statements accompanying such products and services, if any. Nothing herein should be construed as constituting an additional warranty.

In particular, SAP SE or its affiliated companies have no obligation to pursue any course of business outlined in this document or any related presentation, or to develop or release any functionality mentioned therein. This document, or any related presentation, and SAP SE's or its affiliated companies' strategy and possible future developments, products, and/or platform directions and functionality are all subject to change and may be changed by SAP SE or its affiliated companies at any time for any reason without notice. The information in this document is not a commitment, promise, or legal obligation to deliver any material, code, or functionality. All forward-looking statements are subject to various risks and uncertainties that could cause actual results to differ materially from expectations. Readers are cautioned not to place undue reliance on these forward-looking statements, which speak only as of their dates, and they should not be relied upon in making purchasing decisions.

Typographic Conventions

American English is the standard used in this handbook.

The following typographic conventions are also used.

This information is displayed in the instructor's presentation	
Demonstration	
Procedure	
Warning or Caution	
Hint	
Related or Additional Information	
Facilitated Discussion	
User interface control	<i>Example text</i>
Window title	<i>Example text</i>

Contents

vii **Course Overview**

1 Unit 1: Invoice Entry

3	Lesson: Working with Logistics Invoice Verification
15	Lesson: Using Different Types of Invoice Verification
19	Lesson: Parking of Documents
27	Lesson: Applying Taxes
31	Lesson: Applying Cash Discounts
39	Lesson: Entering Invoices in Foreign Currencies
43	Lesson: Creating Invoices for Purchase Orders with Account Assignment

59 Unit 2: Variances and Invoice Block

61	Lesson: Entering Invoices with Variances
69	Lesson: Use Further Blocking Reasons
75	Lesson: Reducing Invoices
83	Lesson: Handling of Variances Without Reference to an Item
89	Lesson: Releasing Blocked Invoices

105 Unit 3: Subsequent Debit/Credit, Delivery Costs, and Credit Memos

107	Lesson: Entering Subsequent Debits/Credits
109	Lesson: Entering Delivery Costs
117	Lesson: Entering Invoices Without Reference to a Purchase Order
121	Lesson: Handling Credit Memos and Reversals

131 Unit 4: Evaluated Receipt Settlement (ERS)

133	Lesson: Performing Receipt Settlements
-----	--

141 Unit 5: GR/IR Account Maintenance

143	Lesson: Performing GR/IR Account Maintenance
147	Lesson: Using Fiori Apps for GR/IR Reconciliation

159 Unit 6: Customizing for Material Master Data

161	Lesson: Setting Up Material Master Records
165	Lesson: Creating Material Types
177	Lesson: Setting Up Field Selection for Material Master Records
185	Lesson: Defining Field References for Material Master Records

201 Unit 7: Valuation and Account Assignment

203	Lesson: Describing Automatic Account Determination
211	Lesson: Determining the Relevance of Company Codes and Valuation Areas
219	Lesson: Creating Valuation Classes and Account Category References
225	Lesson: Setting Up Account Determination for Specific Transactions
237	Lesson: Subdividing a Transaction with the Account Grouping Code
243	Lesson: Adjusting Account Determination for Special Cases

273 Unit 8: Special Features of Material Valuation

275	Lesson: Posting Goods Movements for Material Types UNBW and NLAG
279	Lesson: Configuring Split Valuation

287 Unit 9: Case Study

289	Lesson: Processing the Case Study – Procedure
291	Lesson: Reviewing Company Structure and Master Data
295	Lesson: Business Process 1 - Purchasing of Brochures
297	Lesson: Business Process 2 - Procurement of Production Components Using a Value Contract
299	Lesson: Business Process 3 - Procurement of Office Supplies

Course Overview

TARGET AUDIENCE

This course is intended for the following audiences:

- Business Process Architect
- Business Process Owner/Team Lead/Power User
- Industry Specialist
- Solution Architect

TS462

Sales in SAP S/4HANA Academy Part II 1/2

Course Version: 23
Course Duration: 10 Day(s)
Material Number: 50161885

SAP Copyrights, Trademarks and Disclaimers

© 2023 SAP SE or an SAP affiliate company. All rights reserved.

No part of this publication may be reproduced or transmitted in any form or for any purpose without the express permission of SAP SE or an SAP affiliate company.

SAP and other SAP products and services mentioned herein as well as their respective logos are trademarks or registered trademarks of SAP SE (or an SAP affiliate company) in Germany and other countries. Please see <https://www.sap.com/corporate/en/legal/copyright.html> for additional trademark information and notices.

Some software products marketed by SAP SE and its distributors contain proprietary software components of other software vendors.

National product specifications may vary.

These materials may have been machine translated and may contain grammatical errors or inaccuracies.








These materials are provided by SAP SE or an SAP affiliate company for informational purposes only, without representation or warranty of any kind, and SAP SE or its affiliated companies shall not be liable for errors or omissions with respect to the materials. The only warranties for SAP SE or SAP affiliate company products and services are those that are set forth in the express warranty statements accompanying such products and services, if any. Nothing herein should be construed as constituting an additional warranty.

In particular, SAP SE or its affiliated companies have no obligation to pursue any course of business outlined in this document or any related presentation, or to develop or release any functionality mentioned therein. This document, or any related presentation, and SAP SE's or its affiliated companies' strategy and possible future developments, products, and/or platform directions and functionality are all subject to change and may be changed by SAP SE or its affiliated companies at any time for any reason without notice. The information in this document is not a commitment, promise, or legal obligation to deliver any material, code, or functionality. All forward-looking statements are subject to various risks and uncertainties that could cause actual results to differ materially from expectations. Readers are cautioned not to place undue reliance on these forward-looking statements, which speak only as of their dates, and they should not be relied upon in making purchasing decisions.

Typographic Conventions

American English is the standard used in this handbook.

The following typographic conventions are also used.

This information is displayed in the instructor's presentation	
Demonstration	
Procedure	
Warning or Caution	
Hint	
Related or Additional Information	
Facilitated Discussion	
User interface control	<i>Example text</i>
Window title	<i>Example text</i>

Contents

vii	Course Overview
1	Unit 1: Condition Technique in Pricing
3	Lesson: Introducing Pricing
7	Lesson: Introducing the Condition Technique
19	Unit 2: Pricing Configuration
21	Lesson: Configuring Pricing
29	Lesson: Further Options for Pricing Control
37	Unit 3: Condition Records
39	Lesson: Working with Condition Records
43	Lesson: Reports for Condition Records
55	Unit 4: Special Functions
57	Lesson: Applying Special Pricing Functions
65	Unit 5: Condition Types
67	Lesson: Using Special Condition Types
77	Lesson: Using Statistical Condition Types
81	Lesson: Analyzing the Determination of Taxes
89	Unit 6: Introduction to Condition Contract Management
91	Lesson: Introducing Condition Contract Management
99	Lesson: Maintaining of Condition Contracts
107	Lesson: Process of Condition Contract Settlement
115	Unit 7: Pricing Workshop
117	Lesson: Workshop
121	Unit 8: Appendix
123	Lesson: Appendix
133	Unit 9: Billing Documents in Sales and Distribution Processes
135	Lesson: Integrating Billing Documents in the Sales and Distribution Process
139	Unit 10: Organizational Units
141	Lesson: Setting Up Organizational Units

147	Unit 11:	The Billing Process
149		Lesson: Controlling the Billing Process
157	Unit 12:	Special Billing Types
159		Lesson: Processing Special Billing Types
171	Unit 13:	Data Flow
173		Lesson: Setting Up the Data Flow for Billing Documents
183	Unit 14:	Billing Document Creation
185		Lesson: Creating Billing Documents in Different Ways
195	Unit 15:	Types of Settlement
197		Lesson: Analyzing Invoice Combination and Invoice Split
201		Lesson: Understanding Special Types of Settlement
211	Unit 16:	Special Business Processes
213		Lesson: Setting Up Billing Plans
221		Lesson: Processing Down Payments
227		Lesson: Processing Installment Payments
233	Unit 17:	Account Determination
235		Lesson: Setting Up the Account Determination
241	Unit 18:	Interface Between Sales and Distribution and Financial Accounting
243		Lesson: Adjusting the Interface Between Sales and Distribution and Financial Accounting
253	Unit 19:	Appendix
255		Lesson: More Information on Output Management, Technical Information, and Basics of Accounting Principles

Course Overview

TARGET AUDIENCE

This course is intended for the following audiences:

- Application Consultant

TS462

Sales in SAP S/4HANA Academy Part II 2/2

Course Version: 23
Course Duration: 10 Day(s)
Material Number: 50161906

SAP Copyrights, Trademarks and Disclaimers

© 2023 SAP SE or an SAP affiliate company. All rights reserved.

No part of this publication may be reproduced or transmitted in any form or for any purpose without the express permission of SAP SE or an SAP affiliate company.

SAP and other SAP products and services mentioned herein as well as their respective logos are trademarks or registered trademarks of SAP SE (or an SAP affiliate company) in Germany and other countries. Please see <https://www.sap.com/corporate/en/legal/copyright.html> for additional trademark information and notices.

Some software products marketed by SAP SE and its distributors contain proprietary software components of other software vendors.

National product specifications may vary.

These materials may have been machine translated and may contain grammatical errors or inaccuracies.








These materials are provided by SAP SE or an SAP affiliate company for informational purposes only, without representation or warranty of any kind, and SAP SE or its affiliated companies shall not be liable for errors or omissions with respect to the materials. The only warranties for SAP SE or SAP affiliate company products and services are those that are set forth in the express warranty statements accompanying such products and services, if any. Nothing herein should be construed as constituting an additional warranty.

In particular, SAP SE or its affiliated companies have no obligation to pursue any course of business outlined in this document or any related presentation, or to develop or release any functionality mentioned therein. This document, or any related presentation, and SAP SE's or its affiliated companies' strategy and possible future developments, products, and/or platform directions and functionality are all subject to change and may be changed by SAP SE or its affiliated companies at any time for any reason without notice. The information in this document is not a commitment, promise, or legal obligation to deliver any material, code, or functionality. All forward-looking statements are subject to various risks and uncertainties that could cause actual results to differ materially from expectations. Readers are cautioned not to place undue reliance on these forward-looking statements, which speak only as of their dates, and they should not be relied upon in making purchasing decisions.

Typographic Conventions

American English is the standard used in this handbook.

The following typographic conventions are also used.

This information is displayed in the instructor's presentation	
Demonstration	
Procedure	
Warning or Caution	
Hint	
Related or Additional Information	
Facilitated Discussion	
User interface control	<i>Example text</i>
Window title	<i>Example text</i>

Contents

vii	Course Overview
1	Unit 1: Idea and Function of the Delivery Document
3	Lesson: Explaining the Concept and Structure of the Delivery Document
13	Unit 2: Basic Organizational Units for the Delivery Process
15	Lesson: Maintaining the Organizational Units for Delivery Processes
27	Unit 3: Controlling Deliveries
29	Lesson: Controlling Delivery Documents
43	Unit 4: The Goods Issue Process Based on the Delivery
45	Lesson: Adjusting Automatic Determination of Relevant Fields for Outbound Delivery Creation
51	Lesson: Adjusting Delivery and Transportation Scheduling
57	Lesson: Processing Outbound Deliveries
65	Lesson: Using the Outbound Delivery Monitor
73	Unit 5: Processes and Functions based on the Delivery with Embedded EWM
75	Lesson: Picking Outbound Deliveries with EWM
81	Lesson: Posting Goods Issue
83	Lesson: Creating Inbound Deliveries in EWM
87	Lesson: Using Special Functions in Deliveries
95	Unit 6: Organizational Structures
97	Lesson: Creating Organizational Elements
105	Lesson: Applying Shared Master Data and Cross-Division Sales
111	Unit 7: Copy Control
113	Lesson: Understanding the Concept of Copy Control
117	Lesson: Modifying Copy Control for Sales Documents
121	Lesson: Analyzing Copy Control for Delivery Documents
123	Lesson: Analyzing Copy Control for Billing Documents
129	Unit 8: Text Control
131	Lesson: Identifying Text Sources
133	Lesson: Configuring Text Control

145 Unit 9: Output Control

147	Lesson: Configuring SAP S/4HANA output management
153	Lesson: Using Output Determination with Condition Technique
161	Lesson: Understanding Basic Principles of Processing Printed Output

175 Unit 10: Material Master Record Field Selection

177	Lesson: Describing the Concept of Field Selection for Material Master Records
183	Lesson: Defining Field References for Material Master Records

193 Unit 11: Enhancements and Modifications

195	Lesson: Using Enhancement Technology
199	Lesson: Performing System Modifications Using Classic Enhancement Technology
207	Lesson: Performing System Modifications Using the Enhancement Framework
211	Lesson: Adding New Fields

Course Overview

TARGET AUDIENCE

This course is intended for the following audiences:

- Application Consultant
- Business Process Architect
- Business Process Owner/Team Lead/Power User

