

# ADM945

## Authorization Concept for SAP S/4HANA

### COURSE OUTLINE

Course Version: 18

Course Duration: 2 Day(s)



# SAP Copyrights and Trademarks

© 2017 SAP SE or an SAP affiliate company. All rights reserved.

No part of this publication may be reproduced or transmitted in any form or for any purpose without the express permission of SAP SE or an SAP affiliate company.

SAP and other SAP products and services mentioned herein as well as their respective logos are trademarks or registered trademarks of SAP SE (or an SAP affiliate company) in Germany and other countries. Please see <http://global12.sap.com/corporate-en/legal/copyright/index.epx> for additional trademark information and notices.

Some software products marketed by SAP SE and its distributors contain proprietary software components of other software vendors.

National product specifications may vary.








These materials are provided by SAP SE or an SAP affiliate company for informational purposes only, without representation or warranty of any kind, and SAP SE or its affiliated companies shall not be liable for errors or omissions with respect to the materials. The only warranties for SAP SE or SAP affiliate company products and services are those that are set forth in the express warranty statements accompanying such products and services, if any. Nothing herein should be construed as constituting an additional warranty.

In particular, SAP SE or its affiliated companies have no obligation to pursue any course of business outlined in this document or any related presentation, or to develop or release any functionality mentioned therein. This document, or any related presentation, and SAP SE's or its affiliated companies' strategy and possible future developments, products, and/or platform directions and functionality are all subject to change and may be changed by SAP SE or its affiliated companies at any time for any reason without notice. The information in this document is not a commitment, promise, or legal obligation to deliver any material, code, or functionality. All forward-looking statements are subject to various risks and uncertainties that could cause actual results to differ materially from expectations. Readers are cautioned not to place undue reliance on these forward-looking statements, which speak only as of their dates, and they should not be relied upon in making purchasing decisions.

# Typographic Conventions

American English is the standard used in this handbook.

The following typographic conventions are also used.

This information is displayed in the instructor's presentation	
Demonstration	
Procedure	
Warning or Caution	
Hint	
Related or Additional Information	
Facilitated Discussion	
User interface control	<i>Example text</i>
Window title	<i>Example text</i>

# Contents

vii **Course Overview**

**1 Unit 1: SAP Fiori Concept**

1 Lesson: Understanding the SAP Fiori Concept

1 Lesson: Understanding SAP Fiori Architecture with S/4HANA

**3 Unit 2: PFCG Roles for SAP Fiori**

3 Lesson: Explaining SAP Fiori UI Authorization

3 Lesson: Explaining SAP Fiori OData Authorization

3 Lesson: Explaining SAP Fiori Legacy Authorization

**5 Unit 3: Authorizations in S/4HANA Projects**

5 Lesson: Describing Authorizations for S/4HANA Project User

**7 Unit 4: Options for Transporting Authorizations**

7 Lesson: Describing Transport Authorization Components

**9 Unit 5: New Features for Role Development**

9 Lesson: Analyzing SAP Fiori Applications in Roles

**11 Unit 6: One App for Multiple Back-End Systems**

11 Lesson: Defining OData Services for Multiple Back-Ends

**13 Unit 7: Integration Scenarios**

13 Lesson: Understanding SAP Fiori Integration Scenarios

13 Lesson: Understanding SAP Cloud Platform Integration

13 Lesson: Understanding SAPUI5 Runtime Adaptation

**15 Unit 8: Appendix: Important Links**

15 Lesson: Describing the Important Links



# Course Overview

## **TARGET AUDIENCE**

This course is intended for the following audiences:

- Program/Project Manager
- System Administrator
- System Architect
- Technology Consultant



## **Lesson 1: Understanding the SAP Fiori Concept**

### **Lesson Objectives**

After completing this lesson, you will be able to:

- Understand the SAP Fiori Concept

## **Lesson 2: Understanding SAP Fiori Architecture with S/4HANA**

### **Lesson Objectives**

After completing this lesson, you will be able to:

- Understand SAP Fiori Architecture with S/4HANA



## **Lesson 1: Explaining SAP Fiori UI Authorization**

### **Lesson Objectives**

After completing this lesson, you will be able to:

- Explain SAP Fiori UI Authorization

## **Lesson 2: Explaining SAP Fiori OData Authorization**

### **Lesson Objectives**

After completing this lesson, you will be able to:

- Explain SAP Fiori OData Authorization

## **Lesson 3: Explaining SAP Fiori Legacy Authorization**

### **Lesson Objectives**

After completing this lesson, you will be able to:

- Explain SAP Fiori Legacy Authorization



## Lesson 1: Describing Authorizations for S/4HANA Project User

### Lesson Objectives

After completing this lesson, you will be able to:

- Describe Authorizations for S/4HANA Project User



## Lesson 1: Describing Transport Authorization Components

### Lesson Objectives

After completing this lesson, you will be able to:

- Describe Transport Authorization Components



## Lesson 1: Analyzing SAP Fiori Applications in Roles

### Lesson Objectives

After completing this lesson, you will be able to:

- Analyze SAP Fiori Applications in Roles



## Lesson 1: Defining OData Services for Multiple Back-Ends

### Lesson Objectives

After completing this lesson, you will be able to:

- Define OData Services for Multiple Back-Ends



## **Lesson 1: Understanding SAP Fiori Integration Scenarios**

### **Lesson Objectives**

After completing this lesson, you will be able to:

- Understand SAP Fiori Integration Scenarios

## **Lesson 2: Understanding SAP Cloud Platform Integration**

### **Lesson Objectives**

After completing this lesson, you will be able to:

- Understand SAP Cloud Platform Integration

## **Lesson 3: Understanding SAPUI5 Runtime Adaptation**

### **Lesson Objectives**

After completing this lesson, you will be able to:

- Understand SAPUI5 Runtime Adaptation



## Lesson 1: Describing the Important Links

### Lesson Objectives

After completing this lesson, you will be able to:

- Describe the Important Links