

# EWM130

## Production Integration with SAP Extended Warehouse Management

### COURSE OUTLINE

Course Version: 26  
Course Duration:

# SAP Copyrights, Trademarks and Disclaimers

© 2024 SAP SE or an SAP affiliate company. All rights reserved.

No part of this publication may be reproduced or transmitted in any form or for any purpose without the express permission of SAP SE or an SAP affiliate company.

SAP and other SAP products and services mentioned herein as well as their respective logos are trademarks or registered trademarks of SAP SE (or an SAP affiliate company) in Germany and other countries. Please see <https://www.sap.com/corporate/en/legal/copyright.html> for additional trademark information and notices.

Some software products marketed by SAP SE and its distributors contain proprietary software components of other software vendors.

National product specifications may vary.

These materials may have been machine translated and may contain grammatical errors or inaccuracies.








These materials are provided by SAP SE or an SAP affiliate company for informational purposes only, without representation or warranty of any kind, and SAP SE or its affiliated companies shall not be liable for errors or omissions with respect to the materials. The only warranties for SAP SE or SAP affiliate company products and services are those that are set forth in the express warranty statements accompanying such products and services, if any. Nothing herein should be construed as constituting an additional warranty.

In particular, SAP SE or its affiliated companies have no obligation to pursue any course of business outlined in this document or any related presentation, or to develop or release any functionality mentioned therein. This document, or any related presentation, and SAP SE's or its affiliated companies' strategy and possible future developments, products, and/or platform directions and functionality are all subject to change and may be changed by SAP SE or its affiliated companies at any time for any reason without notice. The information in this document is not a commitment, promise, or legal obligation to deliver any material, code, or functionality. All forward-looking statements are subject to various risks and uncertainties that could cause actual results to differ materially from expectations. Readers are cautioned not to place undue reliance on these forward-looking statements, which speak only as of their dates, and they should not be relied upon in making purchasing decisions.

# Typographic Conventions

American English is the standard used in this handbook.

The following typographic conventions are also used.

This information is displayed in the instructor's presentation	
Demonstration	
Procedure	
Warning or Caution	
Hint	
Related or Additional Information	
Facilitated Discussion	
User interface control	<i>Example text</i>
Window title	<i>Example text</i>



# Contents

vii	<b>Course Overview</b>
<b>1</b>	<b>Unit 1: Integrating Production and Extended Warehouse Management (EWM)</b>
1	Lesson: Integrating Manufacturing Processes
<b>3</b>	<b>Unit 2: Defining Master Data for Production Integration</b>
3	Lesson: Defining Master Data
<b>5</b>	<b>Unit 3: Setting Up Delivery-based Production Supply</b>
5	Lesson: Setting Up Master Data for Delivery-based Production Supply
5	Lesson: Staging Products for Delivery-based Production Supply
5	Lesson: Posting Consumption for Delivery-based Production Supply
5	Lesson: Using Kanban as Production Process
5	Lesson: Creating Stock Transfers for JIT Calls
<b>7</b>	<b>Unit 4: Setting Up, Staging, and Consuming with Advanced Production Integration</b>
7	Lesson: Setting Up Master Data for Advanced Production Integration
7	Lesson: Staging Products for Advanced Production Integration
7	Lesson: Consuming Products with Advanced Production Integration
<b>9</b>	<b>Unit 5: Using Production Integration Enhancements</b>
9	Lesson: Automating and Optimizing Production Steps
<b>11</b>	<b>Unit 6: Receiving Goods from Production</b>
11	Lesson: Receiving Goods from Production
11	Lesson: Clearing the Production Supply Area



# Course Overview

## **TARGET AUDIENCE**

This course is intended for the following audiences:

- Application Consultant
- Project Manager
- Project Stakeholder
- Systems Architect



# UNIT 1

# Integrating Production and Extended Warehouse Management (EWM)

## Lesson 1: Integrating Manufacturing Processes

### Lesson Objectives

After completing this lesson, you will be able to:

- Understand the integration of production and EWM



## Lesson 1: Defining Master Data

### Lesson Objectives

After completing this lesson, you will be able to:

- Define organizational structures
- Define master data for the production integration



## Lesson 1: Setting Up Master Data for Delivery-based Production Supply

### Lesson Objectives

After completing this lesson, you will be able to:

- Define Master Data for the delivery based production supply.

## Lesson 2: Staging Products for Delivery-based Production Supply

### Lesson Objectives

After completing this lesson, you will be able to:

- Perform staging for production

## Lesson 3: Posting Consumption for Delivery-based Production Supply

### Lesson Objectives

After completing this lesson, you will be able to:

- Post consumption with the delivery based production integration

## Lesson 4: Using Kanban as Production Process

### Lesson Objectives

After completing this lesson, you will be able to:

- Use Kanban in Production
- Execute Kanban Replenishment

## Lesson 5: Creating Stock Transfers for JIT Calls

### Lesson Objectives

After completing this lesson, you will be able to:

- Create Stock Transfers for JIT Calls



## Lesson 1: Setting Up Master Data for Advanced Production Integration

### Lesson Objectives

After completing this lesson, you will be able to:

- Set up the master data for the advanced production integration.

## Lesson 2: Staging Products for Advanced Production Integration

### Lesson Objectives

After completing this lesson, you will be able to:

- Stage products with the advanced production integration

## Lesson 3: Consuming Products with Advanced Production Integration

### Lesson Objectives

After completing this lesson, you will be able to:

- Consume products with the advanced production integration



## Lesson 1: Automating and Optimizing Production Steps

### Lesson Objectives

After completing this lesson, you will be able to:

- Use SAP Manufacturing Execution for Shop Floor Operations



## Lesson 1: Receiving Goods from Production

### Lesson Objectives

After completing this lesson, you will be able to:

- Execute a goods receipt

## Lesson 2: Clearing the Production Supply Area

### Lesson Objectives

After completing this lesson, you will be able to:

- Clear the bins in the production supply area